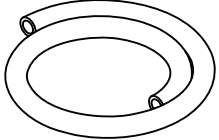
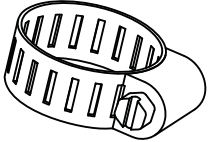
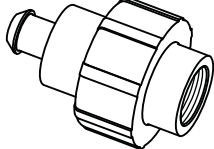
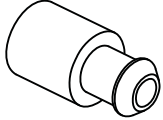
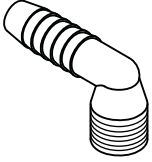
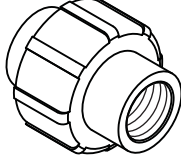

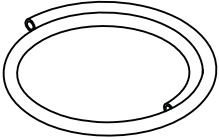
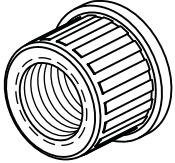


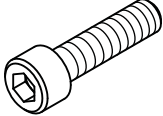
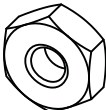
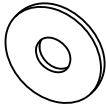
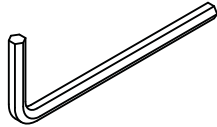
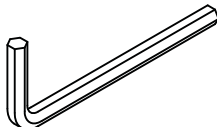
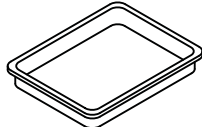





Part No.	Description	Quantity	Picture
90008-437	<u>Tubing - 1/2" Braided</u> Comes as 2 pieces of 2.5 ft length. Used to connect pump to skid for 1/2" tube connection.	5 ft	
90008-043	<u>Clamp - Hose (# 5)</u> Used to clamp 1/2" tube connections to hose barb fittings.	8	
71000-281	<u>Union - 1/2" NPT to 1/2" Hose Barb</u> Attaches to male NPT pump tube assemblies.	2	
76001-487	<u>Adapter - 1/2" Slip to 1/2" Hose Barb</u> Glue to main inlet and outlet valves of skid.	3	
90008-478	<u>Elbow - 1/2" MNPT to 1/2" Hose Barb</u> Screws into threaded union for connecting C2 and C3 pumps to skid.	2	
90008-429	<u>Union - 1/2" Threaded</u> Screws onto C2 and C3 adapters for 1/2" tube connection.	2	
76001-538	<u>Adapter - 1/2" Slip to 3/8" OD Tube</u> Glue into skid for 1/4" tube connection to pump.	2	
90008-305	<u>Tube Nut</u> Compresses 1/4" tube to adapters.	4	
90008-116	<u>Tubing - 1/4" ID (3/8" OD)</u> Connect to calibration cylinder for air release.	5 ft	
73000-159	<u>Threaded Ball Valve Ends</u> Optional threaded ends for ball valves.	3	

Part No.	Description	Quantity	Picture
90008-364	<u>Extended Bracket</u> Attached to bottom of pump.	2	
90011-122	<u>Screw 10-32 x .50 Phl. Pan Head</u> Attaches bracket to pump.	4	
90011-195	<u>Screw 10-32 x.62 Soc. Head</u> Mounts pump onto skid using brackets provided.	4	
90011-026	<u>Nut 10-32 Hex</u> Used along with screw #90011-195 to mount pump to skid.	4	
90011-094	<u>Washer #10</u> Use 2 washers per screw #90011-195 and nut #90011-026 to mount pump to skid.	8	
90008-162	<u>Allen Wrench "5/32"</u> Used on 10-32 screws for mounting pump to skid frame.	1	
90008-249	<u>Allen Wrench "3/16"</u> Used on 1/4-20 screws for securing/mounting the skid frame.	1	
90008-443	<u>Drip Tray</u>	1	
80000-462	<u>Instruction Manual</u>	1	
80000-469	<u>Quality Certificate</u>	1	
80000-470	<u>Quick Start Guide</u>	1	

Note: Instruction sheets that come with calibration column, pressure relief valve, and ball valves should also be included in this shipping kit.