

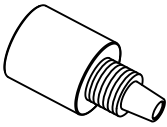

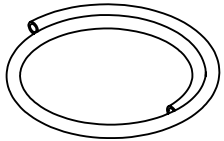
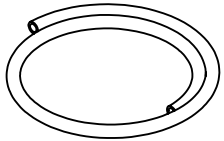


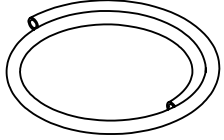
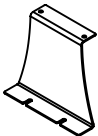
CHEM-FEED®


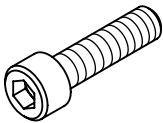
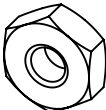
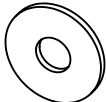
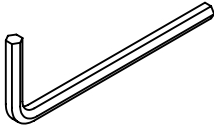
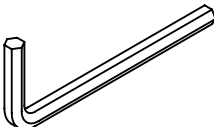
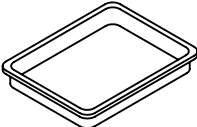



Chemical Feed Systems

PVC

Flex-Pro Pumps
1/4" ID Tube Compression Connections

Dual Skid Shipping Kit

Part No.	Description	Quantity	Picture
76001-538	<u>Adapter - 1/2" Slip to 3/8" OD Tube</u> Glue into skid for 1/4" tube connection to pump.	4	
90008-305	<u>Tube Nut</u> Compresses 1/4" tube to adapters.	8	
76000-296	<u>Tubing - 1/4" ID (3/8 OD)</u> Suction tubing for pump.	5 ft x 2	
76000-168	<u>Tubing - 1/4" ID</u> Discharge tubing for pump.	5 ft x 2	
76001-487	<u>Adapter - 1/2" Slip to 1/2" Hose Barb</u> Glue to main inlet and outlet valves of skid.	3	
73000-159	<u>Threaded Ball Valve Ends</u> Optional threaded ends for ball valves.	3	
76000-296	<u>Tubing - 1/4" ID (3/8" OD)</u> Connect to calibration cylinder for air release. For 8, 16, and 32 GPH calibration columns	5 ft x 1	
76000-171	<u>Tubing - 1/4" OD</u> Connect to calibration cylinder for air release. For 1.6 and 4 GPH calibration columns.	5 ft x 1	
90008-364	<u>Extended Bracket</u> Attached to bottom of pump.	4	

Part No.	Description	Quantity	Picture
90011-122	<u>Screw 10-32 x .50 Phl. Pan Head</u> Attaches bracket to pump.	8	
90011-195	<u>Screw 10-32 x.62 Soc. Head</u> Mounts pump onto skid using brackets provided.	8	
90011-026	<u>Nut 10-32 Hex</u> Used along with screw #90011-195 to mount pump to skid.	8	
90011-094	<u>Washer #10</u> Use 2 washers per screw #90011-195 and nut #90011-026 to mount pump to skid.	16	
90008-162	<u>Allen Wrench "5/32"</u> Used on 10-32 screws for mounting pump to skid frame.	1	
90008-249	<u>Allen Wrench "3/16"</u> Used on 1/4-20 screws for securing/mounting the skid frame.	1	
90008-443	<u>Drip Tray</u>	2	
80000-462	<u>Instruction Manual</u>	1	
80000-469	<u>Quality Certificate</u>	1	
80000-470	<u>Quick Start Guide</u>	1	

Note: Instruction sheets that come with calibration column, pressure relief valve, and ball valves should also be included in this shipping kit.