

M2

FLEXFLO® Peristaltic Metering Pump



Features

- > Self priming chemical metering pump delivers smooth chemical feed
- > Patented Tube Failure Detection (TFD) senses tube rupture
- > Signal inputs include: 4-20mA, Pulse Inputs, Frequency Inputs
- > Signal outputs include: Relay (3 amp), 4-20mA, Motor Status



NEMA 4X

Highlights

Flow range

.0085 - 21.23 GPH
.032 - 80.4 LPH

Pressures

125 PSI
(8.6 bar)

Turndown ratio

200 : 1

Exclusive

Tube Failure Detection (TFD)

Motor

Brushed DC,
1/8 H.P.

Warranty

5 Years

Control Methods

Control Methods	Manual Control	4-20mA Input	Remote Start/Stop	Alarm Output	FVS	Motor Status Output
M2	•	•	•	•	•	•



Maximum Working Pressure (Excluding Pump Tubes)	125 psig (8.6 bar) NOTE: See individual pump tube assembly maximum pressure ratings.
Maximum Fluid Temperature (Excluding Pump Tubes)	3/8" OD x 1/4" ID tubing connections: 130 °F (54 °C) M/NPT connections: 185 °F (85 °C) NOTE: See individual pump tube assembly max. temperature ratings.
Maximum Viscosity	12,000 Centipoise
Maximum Suction Lift	30 ft. Water at sea level (14.7 atm psi)
Maximum Operating Temperature	14 °F to 115 °F (-10 °C to 46 °C)
Maximum Storage Temperature	-40 °F to 158 °F (-40 °C to 70 °C)
Operating Voltage	115VAC/60Hz, 1ph (1.5 Amp Maximum) 230VAC/60Hz, 1ph (0.7 Amp Maximum) 220VAC/50Hz, 1ph (1.0 Amp Maximum) 240VAC/50Hz, 1ph (1.0 Amp Maximum)
Power Cord Options	115V60Hz = NEMA 5/15 (USA) 230V60Hz = NEMA 6/15 (USA) 220V50Hz = CEE 7/VII (EU) 240V50Hz = AS 3112 (Australia/New Zealand) 230V50Hz = BS 1363/A (UK)
Motor	Brushed DC, 1/8 H.P.
Duty Cycle	Continuous
Motor Speed Adjustment Range	200:1 (0.5% - 100%) Max rpm = 130 rpm
Motor Speed Adjustment Resolution	0.1% increments
Display	Backlit LCD, UV resistant
Keypad	Eight button positive action tactile switch keypad
Maximum Overall Dimensions	7-1/2" W x 10-1/4" H x 14" D (19 W x 26 H x 35.6 D cm)
Product Weight	28.4 lb. (12.9 Kg)
Approximate Shipping Weight	35 lb. (15.9 Kg)
Enclosure	NEMA 4X (IP66), Polyester powder coated aluminum
RoHS Compliant	Yes
Standards	NSF/ANSI 61, cETLus, CE

Output Specifications

Tubing Options	Feed Rate			Max Pressure	Max Temperature
	GPH	LPH	mL/Min	PSI (bar)	°F (°C)
Flex-A-Prene®					
ND	.01 - 1.7	.03 - 6.5	.54 - 108	125 (8.6)	185 (85)
NEE	.022 - 4.44	.084 - 16.8	1.4 - 280	110 (7.6)	185 (85)
NGG	.086 - 17.2	.325 - 65.1	5.4 - 1085	110 (7.6)	185 (85)
Flex-A-Chem®					
TH	.07 - 14.3	.27 - 54	4.5 - 900	50 (3.4)	130 (54)
Flex-A-Thane®					
GE	.02 - 4.0	.08 - 15.2	1 - 253	65 (4.5)	130 (54)
GG	.05 - 9.3	.17 - 35.2	3 - 587	65 (4.5)	130 (54)
G2G	.07 - 14.98	.03 - 56.7	4.7 - 945	65 (4.5)	130 (54)
GH	.11 - 21.23	.04 - 80.4	6.7 - 1340	65 (4.5)	130 (54)

Materials of Construction

Non-wetted Components:

Enclosure: 413 Aluminum (Polyester powder coated)

Pump Head: Valox® (PBT) thermoplastic

Pump Head Cover: Polycarbonate

Permanently lubricated sealed motor shaft support ball bearing.

Cover Screws: Stainless steel

Roller Assembly:

Rotor: Valox® (PBT)

Rollers: Machined nylon

Roller Bearings: SS Ball bearings (sealed)

Roller Shaft: 316 Stainless steel

Motor Shaft: Chrome plated steel

TFD System Sensor: Hastelloy C-276

Power Cord: 3 conductor, SJTW-A water-resistant

Tube Installation Tool: GF nylon

Mounting Brackets and Hardware: 316 Stainless steel

Wetted Components:

Pump Tube Assembly:

Tubing: Flex-A-Prene®, Flex-A-Chem® or Flex-A-Thane®

Adapter Fittings: PVDF

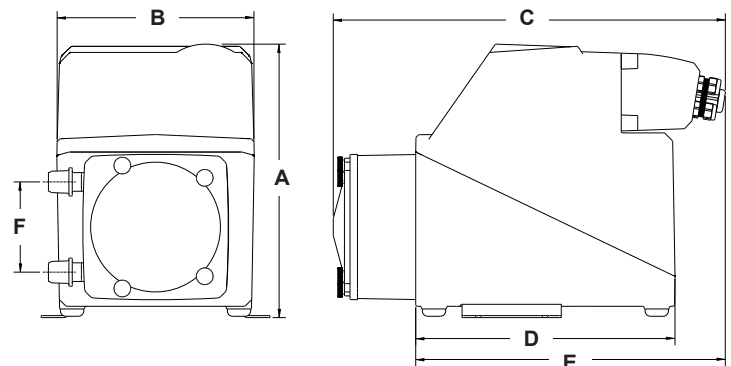
One spare tube included

Ancillary Items Not Included (sold separately):

Injection Fitting, Foot Valve/Strainer, Suction Tubing/Pipe, Discharge Tubing/Pipe, Quick Disconnect Valves, or Communications Wire/Cable.

Dimensions

Dim	Inch	cm	Dim	Inch	cm
A	10-1/4"	26	D	9-1/2"	24.1
B	7-1/2"	19	E	11"	27.9
C	14"	35.6	F	3-3/8"	8.6



Model Number Matrix

M2

FLEXFLO® Model Number

M2 FLEXFLO® Peristaltic metering pump model number

Power Cord (operating voltage user selectable 115V/240 Vac 50/60Hz)

4	115V / 60Hz, power cord NEMA 5/15 plug (US)	8	240V / 50HZ, power cord AS 3112 plug (AU/New Zealand)
5	230V / 60Hz, power cord NEMA 6/15 plug (US)	9	230V / 50HZ, power cord BS 1363/A plug (United Kingdom)
6	220V / 50HZ, power cord CEE 7/VII plug (EU)	X	No Power Cord

Inlet/Outlet Connection Size, Connection Type, Connection Material

S	3/8" OD x 1/4" ID Tube Compression Fitting, Natural PVDF (Kynar)	C	1/2" - 3/4" Tri-clamp connections, Natural PVDF (Kynar), available for ND, NEE, NGG, and G2G only
M	1/2" Male NPT Fitting, Natural PVDF (Kynar)	Q	Quick Disconnect, Natural PVDF (Kynar), available for NDD, NEE, NGG, and G2G only (valves sold separately)
B	1/2" Hose Barb, Natural PVDF (Kynar), available for ND, NEE, NGG, and G2G only	MB	1/2" Male BSPT Fitting, Natural PVDF (Kynar)

Pump Tube Material, Pump Tube Size, Output Range


ND	Flex-A-Prene® .075 ID 0.01-1.7 GPH .03-6.5 LPH .54-108 mL/M 125 PSI
NEE	Flex-A-Prene® .093 ID 0.022-4.44 GPH .084-16.8 LPH 1.4-280 mL/M 110 PSI
NGG	Flex-A-Prene® .187 ID 0.086-17.2 GPH .325-65.1 LPH 5.4-1085 mL/M 110 PSI
GE	Flex-A-Thane® .125 ID 0.02-4.0 GPH .08-15.2 LPH 1-253 mL/M 65 PSI
GG	Flex-A-Thane® .187 ID 0.05-9.3 GPH .17-35.2 LPH 3-587 mL/M 65 PSI
G2G	Flex-A-Thane® .187 ID 0.07-14.98 GPH .03-56.7 LPH 4.7-945 mL/M 65 PSI
GH	Flex-A-Thane® .312 ID 0.106-21.23 GPH .04-80.4 LPH 6.7-1340 mL/M 65 PSI
TH	Flex-A-Chem® .250 ID 0.07-14.3 GPH .27-54 LPH 4.5-900 mL/M 50 PSI

Pumphead Orientation

(Blank)	Standard - Left facing
R	Right facing pumphead
D	Down facing pumphead


M2	2	4	S	ND	R	Sample Model Number
-----------	----------	----------	----------	-----------	----------	----------------------------

Accessories



1/4" x 3/8" "S" Fitting
1/2" Hose Barb "B" Fitting
1/2" MNPT "M" Fitting

Quick Disconnects	*KIT-QSV FKM O-rings	*KIT-QBV FKM	*KIT-QMV FKM
	*KIT-QSE EP O-rings	*KIT-QBE EP	*KIT-QME EP
	*KIT-QSA Aflas O-rings	*KIT-QBA Aflas	*KIT-QMA Aflas



KIT-PSM
Wall Mount Bracket, HDPE



A-014NK-6A
Injector, PVDF, 1/4" "S" Conn.

Visit Accessory Pages for More Options