

MC2

CHEM-FEED® Diaphragm Metering Pump



Features

- > Built-in leak detection (DFD) senses diaphragm failure
- > Exclusive DiaFlex® Diaphragm guaranteed to last the life of the pump
- > Signal inputs: 4-20mA, Pulse inputs, and Remote start/stop
- > Signal outputs: Relay (3 amp), 4-20mA, Motor Status
- > Heavy duty PVDF pump head and valves are standard
- > Protective LCD snap-on cover (UV, in field wear and tear)



NEMA 4X

Highlights

Flow range

.01 - 16.5 GPH
.05 - 62.5 LPH

Pressures

175 PSI
(12 bar)

Turndown ratio

200 : 1

Exclusive

Diaphragm Failure Detection (DFD)

Motor

Brushed DC

Warranty

2 Years

Control Methods

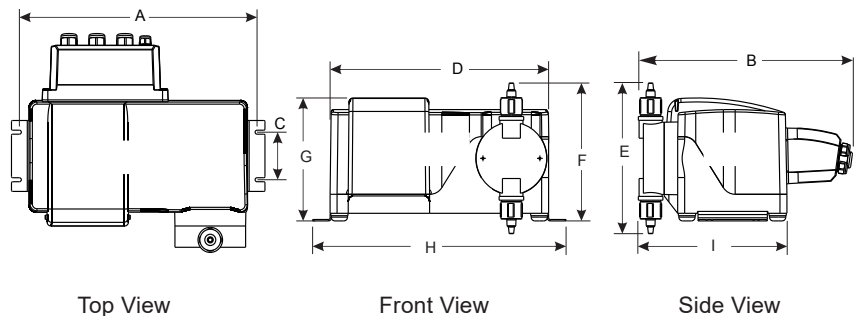
Control Methods	Manual Control	4-20mA Input	Remote Start/Stop	Alarm Output	FVS	Motor Status Output	Frequency Input	Pulse Batching
MC2	•	•	•	•	•	•	•	•



Maximum Working Pressure	175 psig (12 bar)
	NOTE: see individual pump model maximum pressure ratings
Maximum Fluid Temperature	130 °F (54 °C)
Ambient Operating Temperature	14 °F to 110 °F (-10 °C to 46 °C)
Ambient Storage Temperature	-40 °F to 158 °F (-40 °C to 70 °C)
Maximum Viscosity	1,000 Centipoise
Maximum Suction Lift	15 ft. Water, 0 psig (4.5 m, 0 bar)
Operating Voltage (Model Specific)	115VAC/60Hz, 1ph (1.5 Amp Maximum)
	230VAC/60Hz, 1ph (0.7 Amp Maximum)
	220VAC/50Hz, 1ph (1.0 Amp Maximum)
	240VAC/50Hz, 1ph (1.0 Amp Maximum)
Power Cord Options (Model Specific)	115V60Hz = NEMA 5/15 (USA)
	230V60Hz = NEMA 6/15 (USA)
	220V50Hz = CEE 7/II (EU)
	240V50Hz = AS 3112 (Australia/New Zealand)
	230V50Hz = BS 1363/A (UK)
Motor	Brushed DC, 1/8 H.P.
Duty Cycle	Continuous
Motor Speed Adjustment Range	200:1 (0.5% - 100% motor speed) Max. RPM = 166
Motor Speed Adjustment Resolution	0.1% increments
Display	Backlit LCD, UV resistant
Keypad	Positive action tactile switch keypad
Approximate Overall Dimensions	11-3/4" W x 7-3/4" H x 10-3/4" D
Approximate Shipping Weight	24 lb. (10.9 Kg)
Enclosure	NEMA 4X (IP66), Powder coated aluminum
RoHS Compliant	Yes
Standards	NSF 61,cETLus, CE

Dimensions

Dim	Inch	cm	Dim	Inch	cm
A	14.1"	32.5	F	7.3"	18.4
B	11.5"	29.2	G	6.5"	16.4
C	2.5"	6.4	H	15"	38.1
D	13.1"	29.9	I	8"	20.3
E	7.9"	20.1			



Non-wetted Components:

Enclosure: 413 Aluminum (Polyester powder coated)

Pump Head Cover: 316 Stainless Steel

Cover Screws: 300 Series Stainless Steel

DFD System Sensor pins: Hastelloy C-276

Power Cord: 3 conductor, SJTW-A water-resistant

Mounting Brackets and Hardware: 316 Stainless Steel

Wetted Components:

Pump Head: PVDF

Adapter Fittings: PVDF

Valve Cartridges: PVDF

Valve Balls: Ceramic (optional EP)

O-Ring Seals: TFE/P (optional EP)

Diaphragm: DiaFlex® (optional Flex-A-Prene®)

Body & Adapter: PVDF

Check Ball: Ceramic

Pump Head Assembly:

Foot Valve / Strainer: Spring: Hastelloy C-276

O-Ring Seals: TFE/P (optional EP)

Filter Screen: PVDF

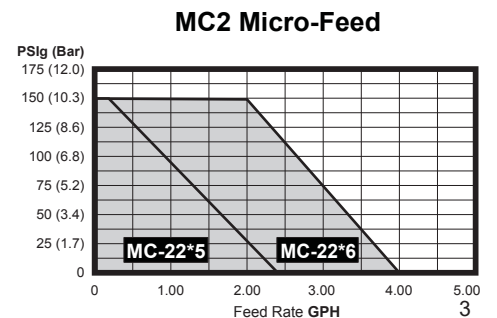
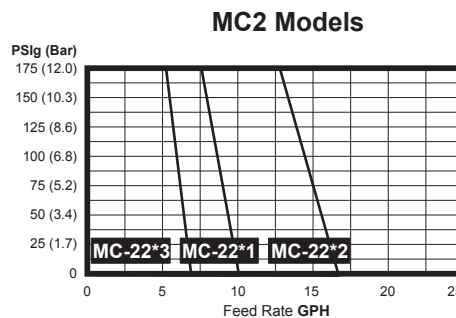
Output Specifications

CAM Stroke Length	Feed Rate Range at 0 PSig			Max Pressure	Diaphragm Size
	GPH	LPH	mL/MIN	PSI (bar)	
1	.05 - 10	.19 - 38	3.2 - 631	175 (12)	.060" (1.52 mm) stroke with small diaphragm
2	.08 - 16.5	.31 - 62.5	8.25 - 1041	175 (12)	.060" (1.52 mm) stroke with large diaphragm
3	.03 - 6.7	.13 - 25.4	2.1 - 423	175 (12)	.040" (1.02 mm) stroke with small diaphragm
5	.01 - 2.3	.05 - 9.0	0.8 - 150	150 (10)	.040" (1.02 mm) stroke with Micro-Feed
6	.02 - 4.0	.08 - 15.0	1.3 - 250	150 (10)	.060" (1.52 mm) stroke with Micro-Feed

Performance

CHEM-FEED® MC2 Diaphragm Metering Pump

NOTE: All tests performed after approx. 30 minutes diaphragm break-in period.



CHEM-FEED® Model Number

MC	CHEM-FEED® Diaphragm metering pump							
Input Voltage / Power Cord								
4	115V / 60Hz, power cord NEMA 5/15 plug (US)			8	240V / 50HZ, power cord AS 3112 plug (AU/New Zealand)			
5	230V / 60Hz, power cord NEMA 6/15 plug (US)			9	230V / 50HZ, power cord BS 1363 plug (UK)			
6	220V / 50HZ, power cord CEE 7/VI1 plug (EU)							
Stroke Length / Diaphragm size								
1	.060" stroke / small diaphragm .05–10 GPH 175 PSI							
2	.060" stroke / large diaphragm .08–16.5 GPH 175 PSI							
3	.040" stroke / small diaphragm .03–6.7 GPH 175 PSI							
5	.040" stroke / Micro-Feed .01–2.3 GPH 150 PSI							
6	.060" stroke / Micro-Feed .02–4.0 GPH 150 PSI							
Elastomer Material (o-rings)								
V	TFE/P							
E	EP (Ethylene Propylene)							
Pump Head Fittings								
1	1/2" ID Hose Barb Tubing pump head							
2	1/4" ID x 3/8" OD Tubing pump head							
3	1/2" Male NPT inlet and outlet							
4	1/2" Female NPT inlet and outlet							
Miscellaneous Options (leave blank if not used)								
(blank)	Standard							
S	Flex-A-Prene® Diaphragms (Caustic Soda resistant diaphragms)							
MC	2	2	4	1	X	V	1	Sample Model Number

Accessories

